



Newsletter/Bulletin

November/Novembre 2009

Volume 25, no. 3

The
Ottawa Bonsai
Society /
Société de
Bonsai d'Ottawa


Our Next Meeting / Prochaine Rencontre

Attention all bonsai explorers!

At November's meeting we will be exploring the different types of trees available in nurseries. We will be discussing what characteristics nursery trees need to become bonsai material.

We will also have many examples of trees that were transformed into bonsai from nursery specimens. And to spark your imagination, we will chart some possible designs for styling such trees.

See you then!



This
Issue

Our Next Meeting 1

From Your Steering Group—Last Meeting 1

New Members 2

Publicity 3

Meeting Location 4

Steering Group Info 4

Contact Us 4

Steering Group Notes /

Le Mot de votre Conseil Directeur

From the October program

Yvon Bernier opened the October 19th meeting by reminding members to renew their memberships for the new year.

He announced that there are still places for persons interested in taking Vianney Leduc's Beginners' Course scheduled for October 31st.

Yvon also told us there would be an exhibition by the Ohara School of Ikebana in the auditorium of the Japanese Embassy on October 23rd and 24th.

Wintering trees is a main concern in our part of the world.

At the October meeting it is customary for OBS to give a presentation on how to prepare trees

for dormancy, and how to safely winter trees in our area.

Vianney Leduc departed from the format of previous years and led a question and answer session for the first part of the evening program. The Q & A format worked well, opening dialogue among members: some discussed their own methods, while others asked their questions of Vianney and of other experienced members.

Vianney presented on the literati style of bonsai in part two of our program.

He explained the origins of the literati style in China, which occurred centuries before the style was refined in Japan. The essence of this style is simplicity, which is easy to say, but more difficult to

accomplish, as there are many guidelines to the literati style, and it seems, more guidelines than in other bonsai styles.

For example, in a literati composition the trunk is the main design element. This means that Nebari and trunk taper are not important and other design elements are minimal.

However, negative space is important and the design challenging. Moreover, the choice of pot is a primary way to add interest to the composition.

Collected trees often make the most natural-looking literati. To illustrate this, Vianney put together a slide show of literati

(Continued on page 2)

Notes from the October program



NEXT
MEETING
Join us on
Monday
November 16
at 7 p.m.


PROCHAINE
RENCONTRE
Le lundi
16 Novembre
à 19 h 00

compositions, ranging from exquisitely simple masterpieces to compositions that were, arguably, not literati style at all.

Vianney also brought a Shimpaku juniper from the Gros-Bec nursery that is presently being developed as a literati; we discussed how the trunk will be bent to give a natural-looking movement.

To show what nature can do, Vianney brought a larch that he collected on the OBS field trip in October 2006. After discussing the styling decisions to be made, he transformed this tree from its natural appearance, (as it was when found in a bog in Quebec), into a literati style of bonsai that will be in our Annual show in just a few years.

Thank you, Vianney, for a great evening!



OBS meetings regularly include demonstrations and lots of hands-on opportunities for members to learn by doing.

NEW MEMBERS / NOUVEAUX MEMBRES

A warm welcome is extended to:
Nous souhaitons la bienvenue à :



André & Christiane Gravel
Erin Holtz
Annick Robitaille-Lee
Isabelle Saltiel

Please note that there will be no December Newsletter, nor will there be a December meeting.

The next issue of the Newsletter will be January 2010, and the first meeting will be on January 18.

Prière de noter que le Bulletin ne sera pas publié en décembre et qu'aucune rencontre des membres n'est prévue en décembre.

Le prochain numéro du Bulletin sera celui de janvier 2010 et la première rencontre des membres de la nouvelle année sera celle du 18 janvier.

BONSAI PUBLICITY PAGE

Bonsaï Gros-Bec

In the beautiful Lanaudière region, north of Montréal, we invite you to visit our green houses and our collection of bonsai and penjing from China, Korea, Japan and Canada.

We have a large selection of pre-bonsai, as well as pots, tools, wires and soil.

We have

Juniperus chinensis

'Sargentii'(Shimpaku)

Ulmus parvifolia

Serissa foetida

and

Fiscus microcarpa (of all sizes)

Bonsaï Gros-Bec

Dans la belle région de Lanaudière au nord de Montréal, nous vous invitons à venir visiter nos installations et nos collections de bonsaïs et de penjings importés de Chine, de Corée, du Japon et du Canada.

Suzanne Piché and Robert Smith

40 Imbeault


St-Alphonse-Rodriguez

PQ, J0K 1W0

450-883-1196

info@bonsaigrosbec.com

www.bonsaigrosbec.com



We give a 10% discount to OBS members on pots, tools, wires and soil.

We are open Tuesday to Sunday, from 10 a.m. to 5 p.m.

Please call for an appointment to visit us.

Guided visits are available for \$5 per person.

We regret that we are unable to accept payment by credit or debit cards.

We look forward to sharing our passion with you all!

Aux membres de la Société de bonsaï d'Ottawa, nous offrons un rabais de 10% sur les pots, les outils, le fil à ligaturage ainsi que le substrat à bonsaï.

Nous sommes ouvert du mardi au dimanche de 10h à 17h.

Si vous comptez nous visiter, il est préférable de nous en prévenir par téléphone.

Nous n'acceptons pas les paiements par cartes de crédit ou de débit.

Des visites guidées sont disponibles à 5 \$ par personne sur réservation.

Au plaisir de partager notre passion avec vous!



Ottawa Bonsai Society /
Société de Bonsai d'Ottawa

2009 / 2010

**Executive /
Executif**

Treasurer / Trésorier

Yvon Bernier

Librarian / Bibliothécaire

Mike O'Connor

**Secretary and Director
of Public Relations /
Secrétaire et Directeur des**

Relations Publiques

Duart Crabtree

**Editor-Designer / Éditeur-
Dessinateur**

Sasha Saint-Aubin

**French Editor / Éditeur
Français**

Yvon Bernier

**Steering Group /
Conseil Directeur**

Yvon Bernier

Duart Crabtree

Vianney Leduc

Barney Shum

Gordon Williams

Matt Yakabuski

Mike O'Connor

Paul Lauzon

John Gummeson

Brian Ure

Meeting Location

We meet at the Experimental Farm, (Central), in building #72. Enter at the traffic circle located at the intersection of the NCC scenic drive and Prince of Wales drive, the main entrance to the Arboretum.

Where the road divides, turn left, and follow to Building #72 (a short distance). Parking is available on the north and south sides of the building. The building entrance is on the east side, i.e., the road side.

Lieu des rencontres

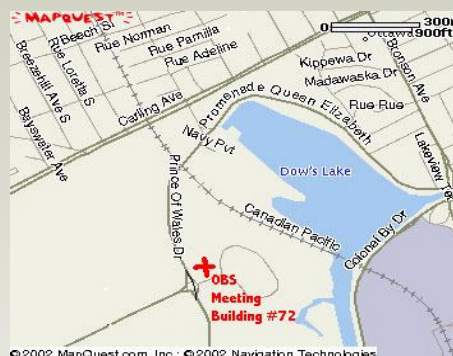
Edifice #72, Ferme expérimentale centrale—

Nos rencontres se tiennent à l'édifice #72 de la Ferme expérimentale centrale. Pour vous y rendre, prenez la direction sud sur la promenade Prince of Wales jusqu'au rond-point à l'intersection National Capital Driveway et Prince of Wales (qui est aussi l'entrée principale de la Ferme expérimentale et de l'Arboretum), où vous prendrez la direction Est menant à l'Arboretum.

Une courte distance plus loin, à la première fourche, prenez la route de gauche qui mène directement à l'édifice #72 (vous verrez une affiche juste en face de l'édifice, de l'autre côté du chemin, qui dit «les amis de la ferme».

Le stationnement est situé de part et d'autre de l'édifice.

Map to OBS meeting in building #72



**Contact Us /
Pour nous joindre**
P.O. Box 4254, Station E
Ottawa, Ontario
K1S 5B3
www.ottawabonsai.org
ycbernier@videotron.ca